


LCS-S20SD


C-Stand




Specifications

 97cm / 38.2in

 166cm / 65.4in

 97cm / 38.2in


 25,30,35mm / 1.0,1.2,1.4in

LEG 30mm / 1.2in

 5.4kg / 11.9lb

 15kg / 33lb


 108cm / 42.5in

 5/8"

Features



Sliding leg for uneven surfaces or stairs.











5/8" Stud.



Stronger riser to lock more tightly.



Non-slip high density foam cover.

-  Minimum Height
-  Maximum Height
-  Transport Length
-  Center Tube Size
- LEG** Leg Tube Size
-  Net Weight
-  Payload Range
-  Footprint Diameter
-  Spigot Size