




MK36 Support Rig

The MK36 universal 15mm rail support system is designed to provide a comprehensive and reliable solution for quick and easy camera mounting and accessory attachment. It features dual 26cm/10.2" long 15mm carbon fiber rods for attaching essential accessories, such as the shoulder rig, follow focus, and matte box. The system includes a detachable quick-release camera baseplate with 1/4"-20 and 3/8"-16 screws for flexible camera mounting. It also offers versatile mounting options with threaded holes along the bottom of the rail system. The orange locking knobs and insurance button add an eye-catching element while ensuring the security of your equipment.



Specifications

Rail Diameter: 15mm/0.6in

Rail Distance(center to center): 6cm/2.4in

Rail Length: 26cm/10.2in

Rail Material: Carbon Fiber

Baseplate Material: Aluminum

Camera Mounting Screws: 1/4"-20 & 3/8"-16

Tripod Mounting Threads: 1/4"-20 & 3/8"-16

Color: Black body and orange knobs


Dimensions: 26x11x6cm / 10.2x4.3x2.4in

Net weight: 520g / 1.1lb


Features




Sturdy aluminum camera platebase with sliding rail rods provides smooth operation.




Dual lightweight 26cm/10.2" 15mm carbon fiber rods for attaching essential accessories.




P6 quick release adapter with non-slip rubber pad and 1/4" & 3/8" screws for camera mounting.



Versatile mounting options with the 1/4" & 3/8" threaded holes along the bottom of the rail system.



Orange locking knobs and a plate insurance button for enhanced security and reliable connection.



Additional 1/4" & 3/8" screw holes for parking screws or attaching accessories.