




WIRELESS MICROPHONE





EP4


- 


Clear Sound Pickup
- 


Auto Gain
- 

Noise Cancelling
- 

Digital/
Analog Output
- 

Monitoring
- 

Use While Charging
- 

Low Latency
- 

Unplugging Playback

Usage Scenario

- Vlog Production
 - Multi-Platform Live Streaming
 - Photography Audio Recording Notes
- Multi-Device Recording and Backpack
 - Supports Up To Max.12 Receivers Operating Simultaneously

USER MANUAL

Receiver

- ❶ **Frequency matching button:** For first-time use or after replacing the transmitter, press the frequency matching button on both the receiver and transmitter twice. A steady green light indicates success. When using multiple transmitters, frequency matching needs to be done in the same way by pressing twice quickly for each transmitter.

❷ **Analog audio output/Headphone port:** Drives headphones with an impedance of less than 36 ohms for real-time monitoring. Can be directly connected to analog audio devices like cameras using a 3.5mm trs cable.

❸ **USB-C charging port:** Supports use while charging and pd fast charging to prevent power interruptions during streaming or recording.

Transmitter

- ❶ **Frequency matching/Mute button:** Quickly press twice to match frequency (green flashing light). Press once briefly to mute (orange-red light).

❷ **Noise reduction/Gain button:** Hold for 2 seconds to enable noise reduction (blue light). Briefly press to cycle through gain levels: No gain, +4db, +8db.

Charging Case

- ❶ The transmitter has a magnetic clip for easy placement in the charging box. Ensure the light faces upward and the clip is at a 90-degree angle before placing it in the box.

❷ Supports 5V charging only; Do not use PD fast charging.

❸ The battery indicator shows the remaining charge. Charge the box when only one light remains.

KEY FEATURES

❶ Multi-platform Live Streaming

Multi-platform, multi-camera, and multi-backup. The one transmitter multiple receivers configuration makes it unnecessary to wear multiple transmitters for multi-platform live streaming. The anchor can conduct matrix live streaming by wearing just one EP4 transmitter, and the sound will be synchronized to different platforms. When using multiple camera for single-platform live streaming, directly connect the EP4 receiver to different cameras and video devices. Through switching, audio and video can be transmitted simultaneously. For multi-backup, during local recording, audio can be synchronized and recorded on multiple devices by connecting the EP4 receiver, making the backup recording no longer complicated.No matter how many backups are needed, just connect the EP4 receiver to the corresponding number of backup devices.

❷ Clear Sound Pickup

The microphone is equipped with a 48kHz, 24-bit high fidelity sampling rate. With its highly sound collection ability, EP4 presents clear and highly quality sound pickup, fully demonstrating the charm of the original sound.

❸ Dual Output of Digital and Analog

Dual output of digital and analog. This function enables EP4 to be widely compatible with nearly 95% of devices on the market, such as smartphones, action cameras, professional cameras, computers, including Apple computers and the latest iPhone 15.

❹ Auto Gain Anti-Overload

The anti-overload function supported by Auto Gain. Sometimes, the anchor may shout loudly due to being unable to control their emotions during the daily live streaming. Under the effect of Auto Gain, EP4 can reach a maximum sound pressure level of 118 dB SPL, which can largely avoid affecting the audience due to the anchor's overly loud voice. (This function only works in digital output).

❺ Extremely Low Latency

Extremely low latency. The latency of EP4 is less than 12 milliseconds. The extremely low latency can maintain the synchronization of the anchor's voice and picture as much as possible.

❻ One-click Intelligent Noise Reduction

One-click intelligent noise reduction. Our company's self-developed adaptive noise reduction algorithm can precisely reduce the environmental noise to a very low level while maintaining the original sound. During mobile live streaming, EP4 can conduct quieter live streaming in a complex and noisy environment.

❼ Playback Without Plugging and Unplugging

Playback without plugging and unplugging. When recording a video or needing to open other content, there is no need to remove the EP4 receiver to hear the external sound.

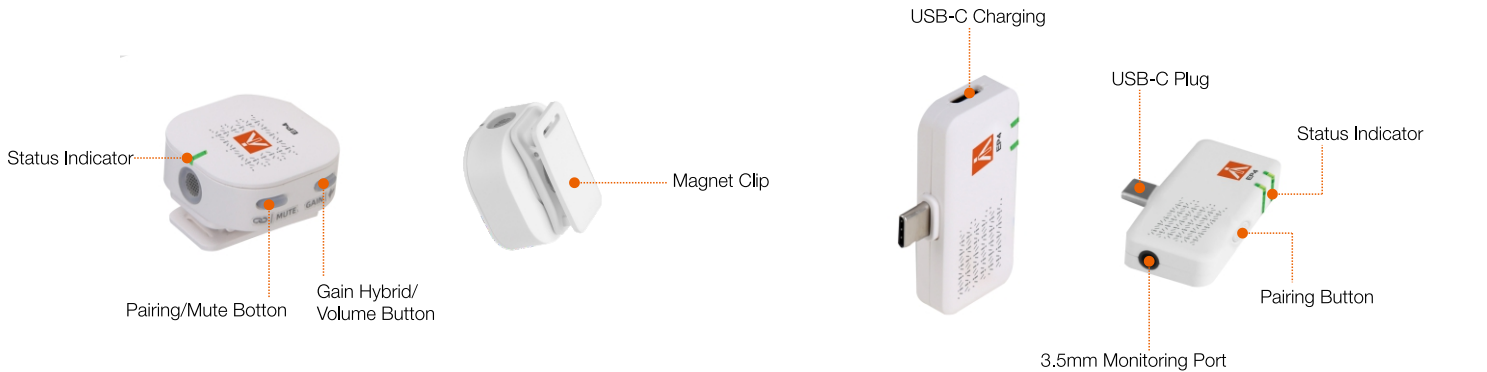
❽ Use While Charging

Use while charging. Considering that the anchor often conducts live streaming for a long time in daily life, the receiver is equipped with a USB-C charging port that supports charging with a 5V and PD fast charging protocol. Wireless battery life supports mobile and long-duration live streaming.

❾ Real-time Monitoring

The receiver has a 3.5mm headphone monitoring port, allowing real-time monitoring to confirm the sound collection effect. This interface can also be used as an analog output port to connect to analog audio devices such as cameras. When connecting to the camera, it is necessary to adjust the levels of different cameras to the appropriate position as needed to avoid overload. (The anti-overload function only applies to digital output).

PRODUCT DETAILS



WHAT'S INCLUDED



Net Weight

Transmitter: 12.2g	
Clip of Transmitter: 3.7g	
Receiver: 8.5g	

What's included

Transmitter	x1
Receivers	x4
Charging case for Transmitter	x1
USB-A to USB-C cable	x1
Carrying bag	x1

Size

