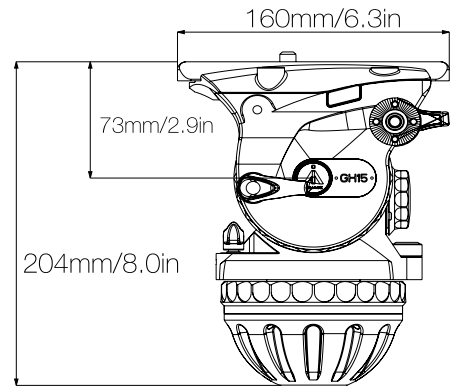




## GH15F Flat Base Fluid Head



-  Flat Base
-  18kg  
39.7lbs
-  3.7kg  
8.2lbs
-  0-9



### FEATURES



5 plus 0 grades of pan & tilt drag



9 plus 0 steps of counterbalance











Illuminated leveling bubble



Additional standard 1/4" & 3/8" screw hole

### SPECIFICATIONS

Model	GH15F
 Payload Range	18.0kg / 39.7lbs
 Counterbalance Range	0-9
 Grades Of Pan Drag	0-5
 Grades Of Tilt Drag	0-5
 Tilt Range	-75°/+90°
 Temperature Range	-40°C~+80°C
 Bowl Size	Flat Base
 Net Weight	3.7kg / 8.2lbs